



Medical Monitor Solutions

RadiForce®

2017-2018



extracting the essence.



# How are the monitors in your hospital?



## Do you see all information accurately?

A wide variety of medical images are used across different modalities. Monochrome images such as CR, CT, and MRI and color images such as endoscopy, PET, and 3D-CT must be displayed with the correct gradations. It is important to use a monitor that can accurately display medical images according to the requirements of each modality.

EIZO's RadiForce medical monitors are equipped with technologies for adjusting and maintaining the correct brightness and grayscales to best suit your viewing environment.

▶▶ See pages 7-8 for details.

## Can you maintain image quality?

A monitor's display of color and brightness changes over time with use. Having a monitor that lasts long and is capable of maintaining quality control with regular adjustments is important.

RadiForce monitors are equipped with various features and functions for stabilizing and adjusting monitor brightness to meet standard viewing requirements. They also have built-in sensors for easily maintaining quality control. EIZO's confidence in its product quality extends to brightness stability which is also covered by a warranty during the recommended usage time.

▶▶ See pages 9-10 for details.



## Are they appropriate for your viewing needs?

The size and volume of a medical image varies from modality to modality. It is important to choose a monitor that displays at the appropriate resolution for the type of image you are viewing.

EIZO's wide range of RadiForce medical monitors offers the perfect selection of sizes and resolutions to suit your viewing environment.

▶▶ See pages 6, 12-17 for details.



## Have you made a balanced investment?

Though you should consider the most appropriate products for your viewing needs, cost is still an important factor. Installing the best visual equipment throughout your hospital is ideal, but it is important to consider how you can make the most of your investment.

That is why the RadiForce MX-Series is not only equipped with the technology and display capability for viewing high quality medical images, but also offers superior cost performance compared to standard monitors. These clinical review monitors are ideal for viewing patient charts and referring to medical images to provide you with the perfect balance between image quality and investment value.

▶▶ See page 18-19 for details.





Carving out the smallest details is essential in medical practice.

Only people who can obtain a clear picture, and only those who can separate what is important from what is not, get clear results in medicine.

Exceptional image quality, a perfectly coordinated network, support software, and excellent customer service are some of the reasons why EIZO RadiForce medical solutions are found in leading hospitals around the world.

Because just like healthcare professionals, we always have one goal in mind:

**extracting the essence.**



Breast Imaging Monitors  
RadiForce Mammo-Series

Clinical Review Monitors  
RadiForce MX-Series

Diagnostic Monitors  
RadiForce G&R-Series

Multi-Modality Monitors  
RadiForce Multi-Series

Monitor Quality Control Solutions  
RadiCS & RadiNET Pro





# Medical Monitor Solutions RadiForce®

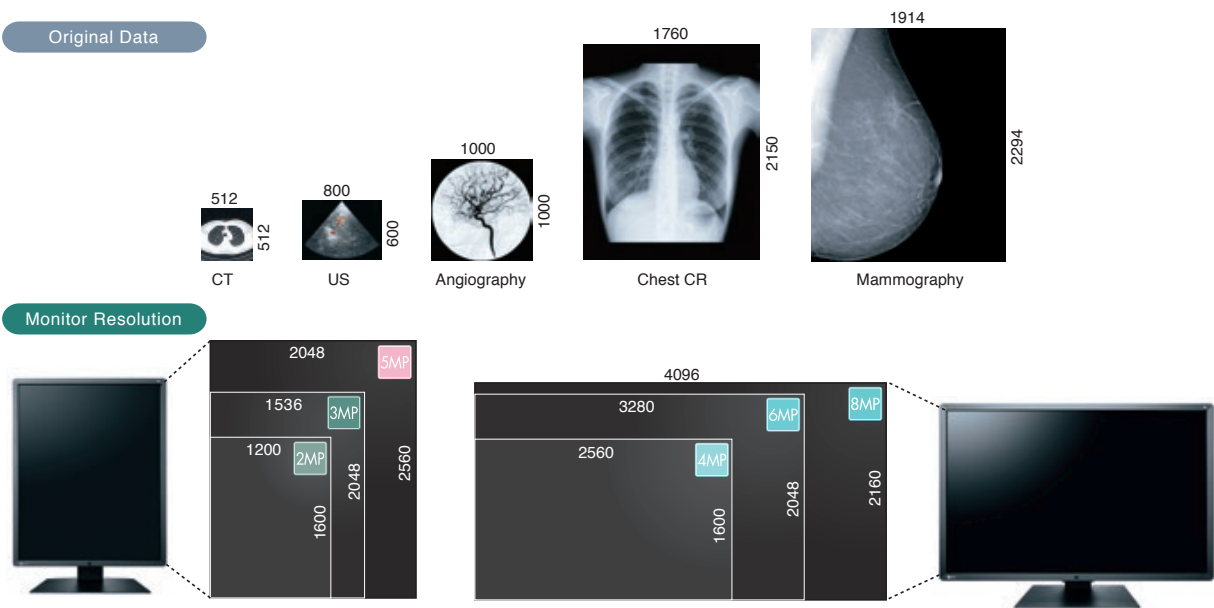
RadiForce specially designed 1 to 8 megapixel monochrome and color monitors take full account of medical institutions' need for different types of monitors with DICOM Part 14 standard calibration and high-performance capabilities required for precise diagnoses.



## Common Features

### View at the Appropriate Resolution

Each modality varies in its display of medical images with regards to size and information volume. RadiForce monitors come in a range of resolutions for displaying images appropriate for each modality.



### Make the Precise Diagnosis

EIZO carefully measures and sets each and every grayscale tone to create a monitor compliant with DICOM Part 14. This ensures the most consistent shading possible, allowing you to make the most accurate diagnosis.

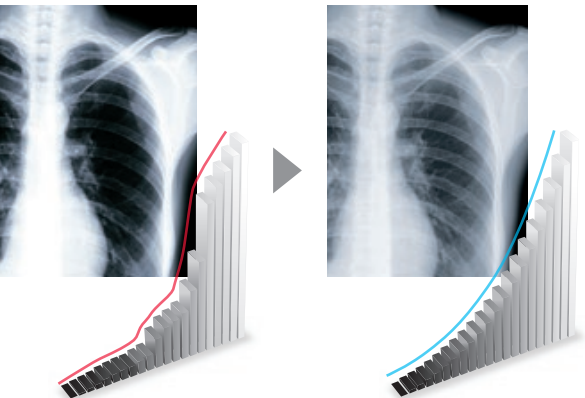
MS236WT features a DICOM preset mode for optimal medical image viewing.



### Maintain the Precision

Perform a simplified calibration compliant with DICOM Part 14 using the bundled RadiCS LE quality control software. RadiCS LE corrects the brightness and grayscale tones of the monitor to maintain image accuracy and consistency over time.

*RadiCS LE not bundled with the MS236WT.*





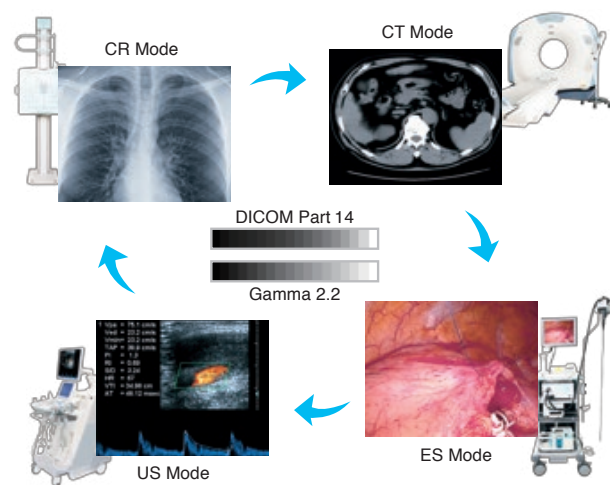


## Common Features

### Select the Ideal Mode for Modalities

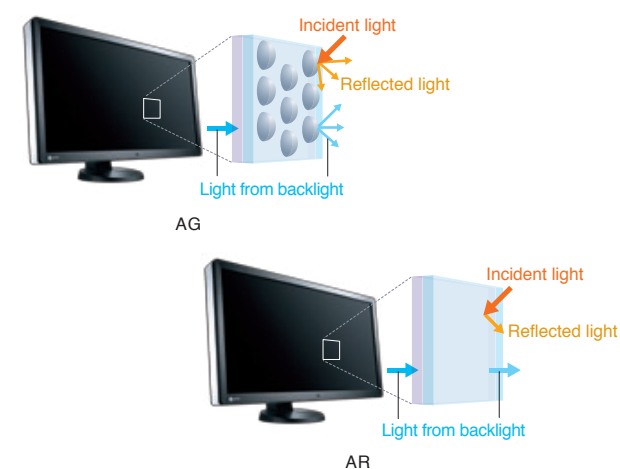
The CAL Switch function allows you to choose various modes for different modalities such as CR, CT, and endoscopy. It can be conveniently accessed using the monitor's front panel buttons to easily switch to optimal image viewing conditions.

*Number or type of the modes vary by model.*



### Variations for Specific User Needs

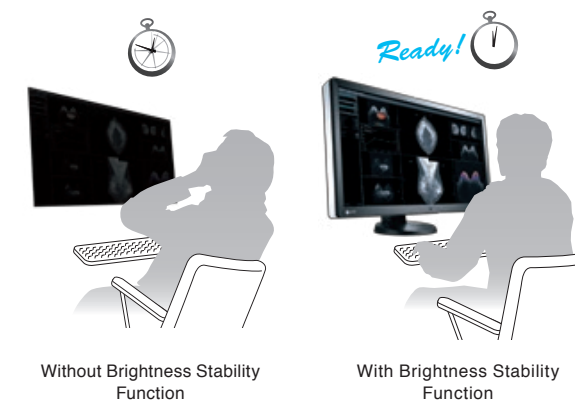
EIZO offers anti-glare (AG) and anti-reflection (AR) screen variations to suit user environments. AG treatment is ideal for exceptionally bright environments and drastically reduces glare from ambient lighting. AR treatment is ideal for moderately-lit environments to reduce mild screen glare while maintaining crisp text and images.



### View Accurate Images in Moments

The EIZO-patented drift correction function quickly stabilizes the brightness level of the monitor upon startup or wakeup from sleep mode, giving you the most accurate images quickly ready for viewing. In addition, a sensor measures the backlight brightness and automatically compensates for brightness fluctuations caused by ambient temperature and aging for a consistently stable display.


*All models except the MS236WT.*



### Uniformity from Corner to Corner

The Digital Uniformity Equalizer (DUE) function helps to even out fluctuations in brightness and chroma on different parts of the screen to provide smoother images, a quality typically difficult to attain due to the characteristics of LCD monitors.

*All models except the MX191 and MS236WT.*





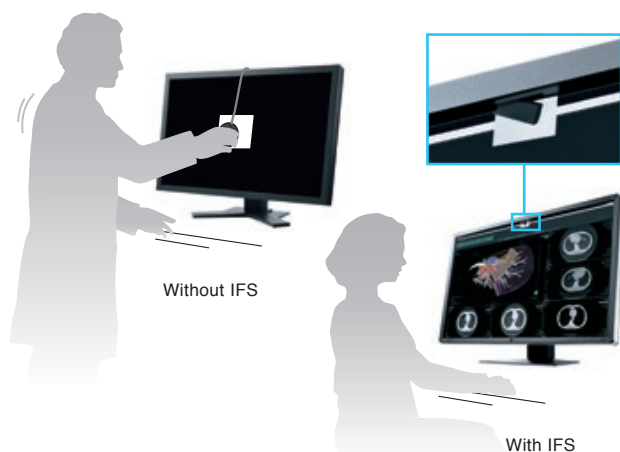


## Common Features

### Manage Effortless Quality Control

An Integrated Front Sensor (IFS) housed within the front bezel measures brightness and grayscale tones and calibrates to the DICOM Part 14 standard. The hands-free IFS performs quality control tasks and does not interfere with the viewing area while in use. This dramatically cuts the workload and maintenance costs needed for maintaining monitor quality control.

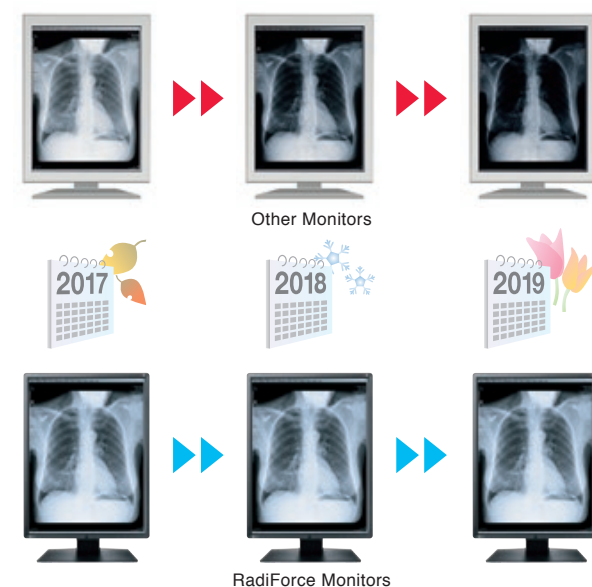
*All models except the MX242W, MX191, and MS236WT.*



### Stay Confident with Stable Brightness

EIZO's confidence in its product quality extends to brightness stability which is also covered during the usage time specified in the warranty.

*All models except the MX191 and MS236WT.*



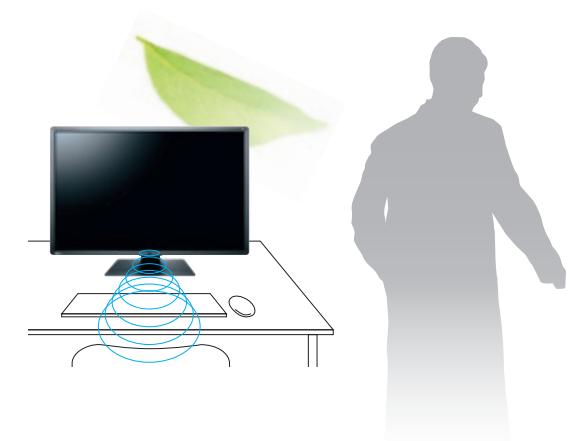
### Comfortably View from Any Angle

RadiForce monitors' wide viewing angles allow you to view the screen from the side with minimal color shift, also permitting more than one person to view the monitor comfortably at the same time.



### Conserve Energy While Away

The presence sensor equipped with some models prompts the monitor to switch to power save mode when it detects you are away, and then resumes normal operation when you return. This ensures that the monitor conserves power when it is not in use, uniting convenience with savings.



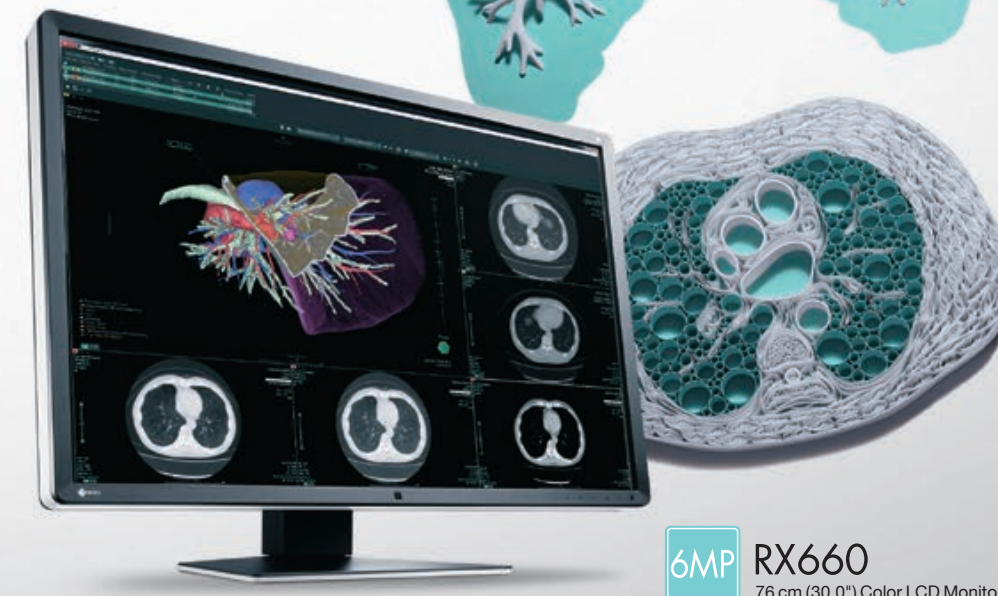


# Multi-Modality Monitors RadiForce® Multi-Series

With advances in medical imaging technology over the years, hospitals are now handling a wider variety and larger volume of image data. The multi-modality approach of RadiForce super high-resolution diagnostic monitors allows a variety of images to be displayed on a single screen — an essential step forward for medicine.



**8MP RX850**  
79 cm (31.1") Color LCD Monitor

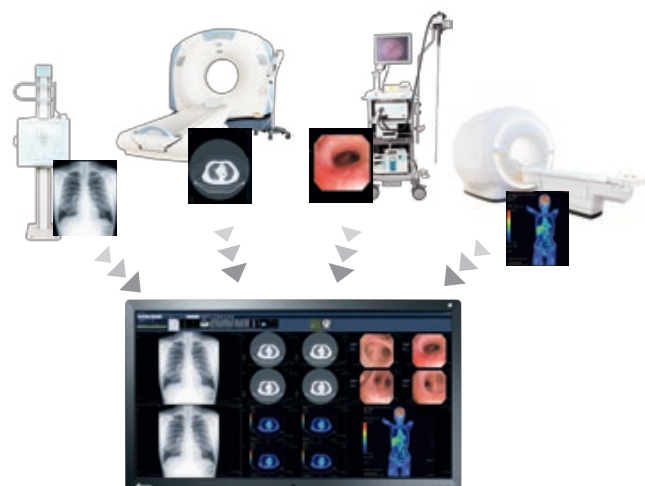


**6MP RX660**  
76 cm (30.0") Color LCD Monitor

## Features

### Multi-Modality Readiness

Multi-modality monitors are capable of displaying images to suit a number of modalities such as CR, DR, MRI, CT, and ultrasound. With multi-modality support, you can increase work efficiency with the ability to view numerous medical images on one screen with exceptional accuracy.



### Seamlessly View Images

RadiForce multi-modality monitors allow you to view images side by side without the obtrusive bezels typically found in a multi-monitor setup. This prevents the eye from being disrupted when moving between two screens for reader efficiency.



## Work-and-Flow

### Evolve Your Image Reading


As more image modalities become digitalized, radiologists are viewing an increasing amount of information on their screens. EIZO's unique Work-and-Flow technology alleviates the complexity of the imaging workflow with new functions developed with the radiologist in mind. Users can take advantage of Work-and-Flow features with the RadiForce monitors and bundled RadiCS LE software.

See how EIZO's unique Work-and-Flow function can save you time and space.  
[www.eizoglobal.com/il/workandflow/](http://www.eizoglobal.com/il/workandflow/)



### Quick Information Referencing

The Hide-and-Seek function enables users to easily hide the PinP (Picture in Picture) window not currently in use and reopen it as needed by moving the mouse cursor to the edge of the screen. This eliminates the need for an extra monitor while still allowing quick and efficient viewing of reports, patient charts, and other information.



Available with the RX660 and MX315W.

### Barrier-Free Workstyle

With the Switch-and-Go function USB switching is done within the monitor. This enables users to use a single keyboard and mouse across two workstations. Users can easily work on either workstation by simply moving the mouse cursor across the screens. This enhances work efficiency and creates a cleaner workspace.





# Breast Imaging Monitors

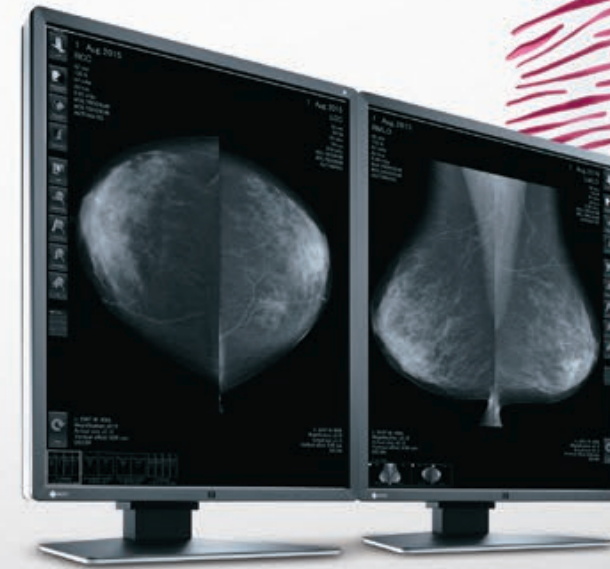
## RadiForce® Mammo-Series

It is vital in the process of early breast cancer detection that monitors display accurate and consistent quality images. EIZO provides optimum diagnosis confidence with distinctive versions of the RadiForce Mammo-Series monitors for displaying breast screening images.



**5MP 5MP RX560-MD**  
54.1 cm (21.3") Color LCD Monitors with Dual Screen Configuration

**5MP RX560**  
54.1 cm (21.3") Color LCD Monitor



**5MP GX550**  
54.1 cm (21.3") Monochrome LCD Monitor



**8MP RX850**  
79 cm (31.1") Color LCD Monitor

## Work-and-Flow

Focus only on an important area of interest with EIZO's unique function that makes it easier to concentrate on interpreting images.

[www.eizo.com/global/en/workandflow2/](http://www.eizo.com/global/en/workandflow2/)

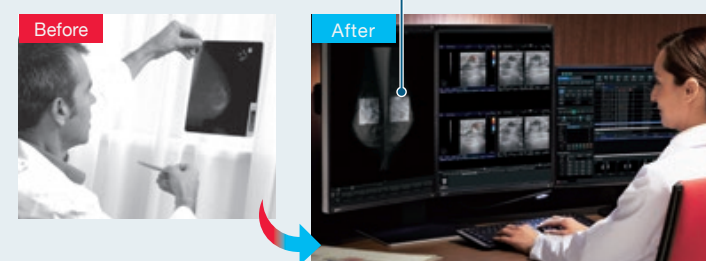


## Quick and Easy Focus

With the Point-and-Focus function, you can quickly select and focus areas of your concern with just your mouse and keyboard. Change the brightness and grayscale tones of certain points on the screen to make interpretation easier.



Point-and-Focus

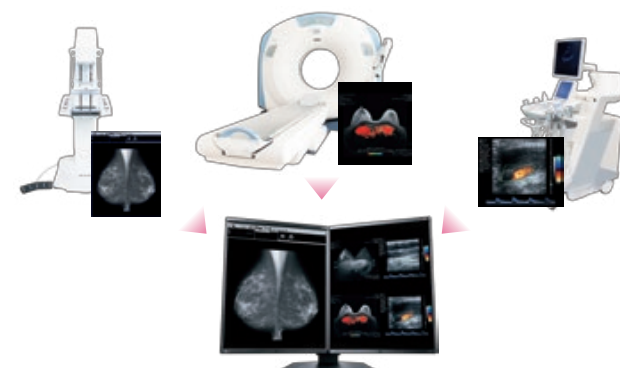


## Features

### Full Color Support

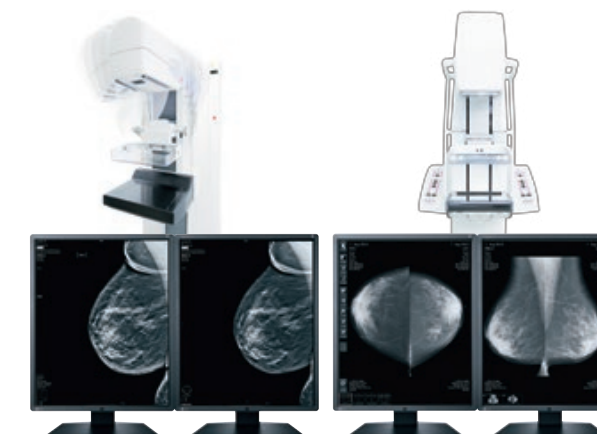
With a maximum brightness of 1100 cd/m<sup>2</sup> and a contrast ratio of 1500:1, the RX560 can display high-definition monochrome breast tomosynthesis and mammography images with deep blacks in addition to color images such as ultrasound and pathology.

The RX560 MammoDuo integrates two RX560 monitors side-by-side on a specifically designed stand. With a 7.5 mm bezel, the total distance between two screens is only 15 mm. Furthermore the screen is almost completely flat with the bezel, sitting only 2.5 mm above the screen, helping your eyes swiftly move from one monitor to another.



### Optimum Breast Screening

The GX550 has obtained FDA 510(k) clearance by the U.S. Food and Drug Administration for breast tomosynthesis and mammography. This, along with high brightness 1000cd/m<sup>2</sup> and high contrast ratio 1500:1, ensures that the monitor is capable of displaying detailed breast screening images where high performance is essential.



Breast Tomosynthesis

Mammography

### Streamlining the Workflow

Having received FDA 510(k) clearance for breast tomosynthesis, mammography and general radiography from the U.S. Food and Drug Administration, the color monitor RX850 is not only capable of displaying MRI, CT, and ultrasound images, but also tomosynthesis and mammography images where high performance is essential. With multi-modality support, you can increase work efficiency with the ability to view numerous medical images on one screen with exceptional accuracy.





# Diagnostic Monitors

## RadiForce® G&R-Series

High-resolution 3 megapixel monitors are capable of fully displaying chest X-ray images.  
2 megapixel monitors are ideal for a wide variety of tasks from viewing CR, DR, MRI, and CT images to use as a PACS / HIS / RIS terminal.

### EIZO Graceful White

RadiForce design represents cleanliness, reliability, and peace of mind – the perfect monitors for reading rooms.

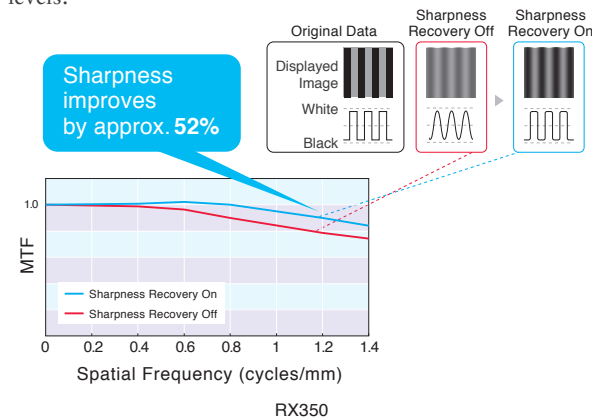
[www.eizo.com/global/it/irondo/](http://www.eizo.com/global/it/irondo/)



## Features

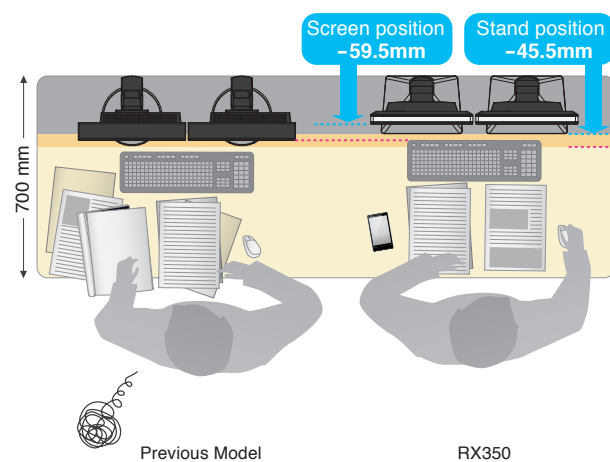
### Achieve Clarity True to the Source Data

A medical monitor needs to be capable of high brightness in order to meet performance standards. However, in order to achieve high brightness in an LCD panel, the pixel aperture ratio has to be increased. This causes an unavoidable decline in sharpness. With EIZO's unique Sharpness Recovery technology installed on RX350 and RX250, the decrease in sharpness (MTF) is restored. This allows you to display an image safely on the monitor that is true to the original source data, even at high brightness levels.



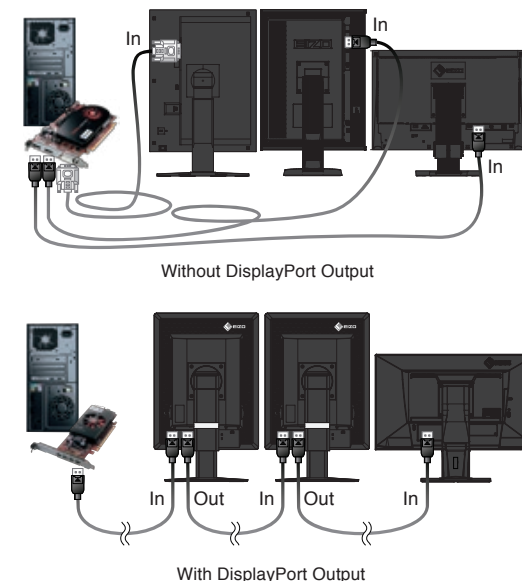
### Save Work Space with Sleek Cabinet Design

For keeping workspace efficient, the newly designed monitors' width, height, and depth were reduced – a 30% difference compared to RX350's predecessor and a 27% difference compared to RX250's predecessor.



### Hassle-Free Multi-Monitor Configuration


Utilizing the DisplayPort output connection of RX350 and RX250, you can drive several monitors in a daisy chain sequence. This allows you to configure a multi-monitor setup without the complicated hassle of excessive cabling.



### Discern Subtleties in Grayscale Tones

The GX340 and GX240 10-bit (1,024 tones) simultaneous grayscale display reproduces monochrome images with a high bit-depth for a sharper, clearer result.

*10-bit graphics board and 10-bit viewer software needed for 10-bit display.*





# Clinical Review Monitors RadiForce® MX-Series

Superior cost performance clinical review monitors are ideal for viewing patient charts with MRI and CT medical images in DICOM Part 14 standard. In addition, they are available in wide-screen and square formats in various resolutions to meet the diverse needs of hospitals and clinics.



**8MP** MX315W  
79 cm (31.1") Color LCD Monitor



**2.3MP** MX242W  
61 cm (24.1") Color LCD Monitor



**1MP** MX191  
48 cm (19.0") Color LCD Monitor



**2MP** MX215  
54 cm (21.3") Color LCD Monitor

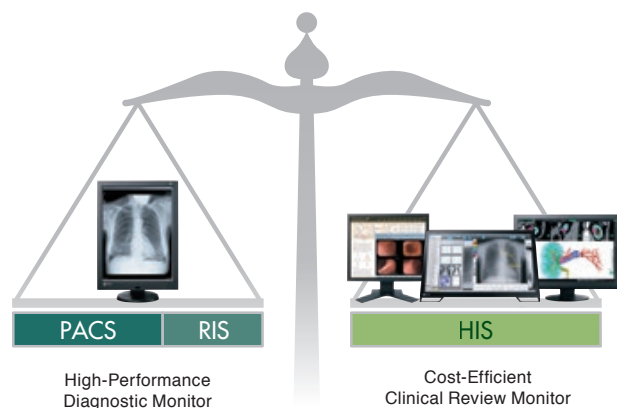


**2MP** MS236WT  
58 cm (23.0") Multitouch Color LCD Monitor

## Features

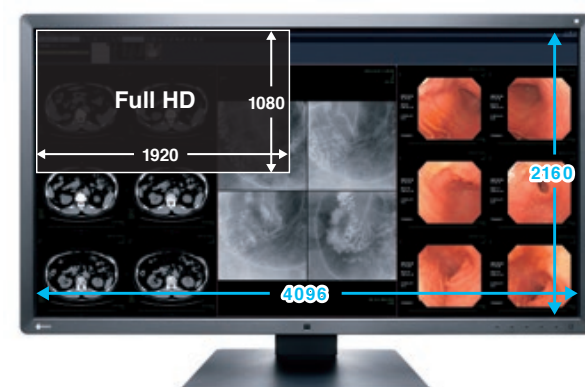
### Stay Cost Efficient

For environments using clinical record applications for image referencing, more cost-efficient solutions are available with the MX-Series, so you can continue to review medical images optimized for DICOM Part 14 while ensuring higher savings.



### Improved Workflow with High Resolution

The MX315W offers the highest resolution from the MX-Series, displaying 8 megapixels of information (4096 × 2160 pixels) on the large 31.1-inch screen. By utilizing the MX315W's increased viewing space and freedom of layout, it is possible to display various inspection images side by side, such as CT and MRI images in tiled format. This will allow for the comparison of old and current scans, ultimately improving efficiency.

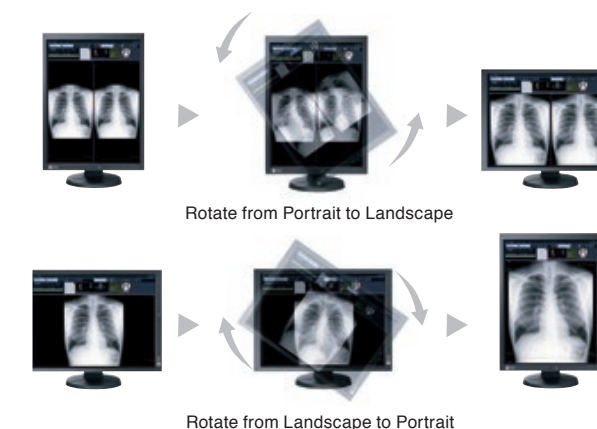


### Rotate the Monitor According to the Image

When you configure your monitor after installing the included RadiCS LE quality control software, you can link the Image Rotation Plus function with the built-in gravity sensor, so that the screen will automatically switch to either portrait or landscape mode, based on the orientation of the monitor.

Available with the MX242W and MX215.

A graphics board that supports the Image Rotation Plus function is required.



### Smooth and Detailed Handwriting

The MS236WT accepts touch input from a bare finger or commercially-available stylus pen, so small and detailed letters can easily be written into a medical record.



The MS236WT is equipped with palm rejection which allows you to rest your hand directly on the screen without causing any unintended touch input, so that you can focus on your writing.



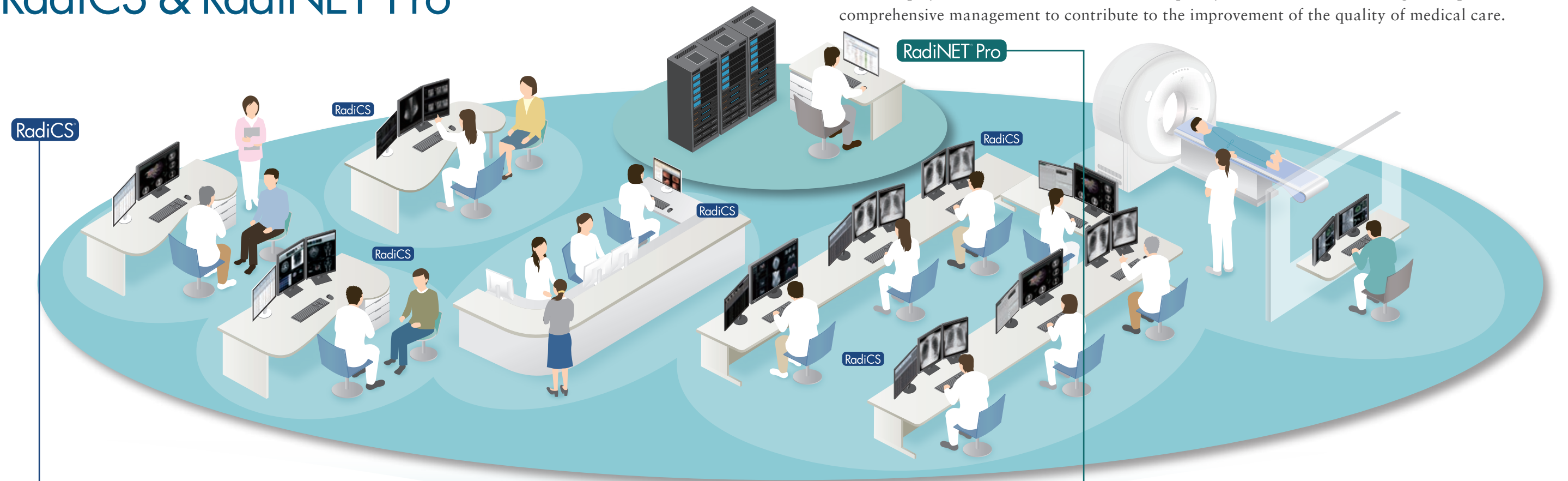
Palm rejection minimum activation area is 2 × 2 cm.



# Monitor Quality Control Solutions

## RadiCS® & RadiNET® Pro

With filmless imaging spreading in medicine, maintaining the quality of monitors for medical imaging is becoming increasingly important. With the know-how and experience as a specialist in visual display solutions, EIZO offers monitor quality control solutions for diagnostic precision and comprehensive management to contribute to the improvement of the quality of medical care.



Client

Quality Control Software & Calibration Sensor

**RadiCS® UX2**

**Maintain Quality Control of Individual Monitors**

Ensuring that the quality control of each client monitor complies with important medical standards, from calibration to acceptance and constancy tests to history and asset management, requires technical know-how and experience. EIZO offers software and sensors that make quality control efficient and user-friendly.

Compatible Monitors	RadiForce Monitors
Compatible Operating Systems	Windows 10 Windows 8.1 Windows 8 Windows 7 / Windows 7 SP1 macOS Sierra (10.12) OS X El Capitan (10.11)
Display Functions	DICOM Part 14 GSDF, CIE, Exponential (gamma value), Log Linear, Linear, User definition
Interface	USB, DDC, DDC/CI, RS232C
Languages	English, German, Japanese, Chinese, French
Package Contents	RadiCS DVD-ROM (RadiCS, User's Manual), UX2 Sensor, Storage case, Adsorptive sheet for the replacement, Cleaning cloth, User's Manual

RadiCS Version Up Kit

Software for upgrading RadiCS.

RadiCS Client License

A license to use RadiCS with other commercially available monitors.

Hosting

**RadiNET Pro Web Hosting**

Network QC Management Server Providing

**RadiNET Pro Web Hosting**

**Expert Quality Control Services for Reassurance**

Setting up and maintaining a server for monitor quality control operations is a significant investment. EIZO will setup and host the web server for you for efficient centralized control of all connected monitors.

Administrator

Network QC Management Software

**RadiNET® Pro**

**Maintain Quality Control for a Large Number of Monitors**

Maintaining quality control of a large number of monitors in hospitals calls for a lot of effort. EIZO offers centralized management of client monitors connected to the hospital network, providing increased efficiency of monitor QC operations.







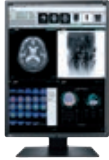











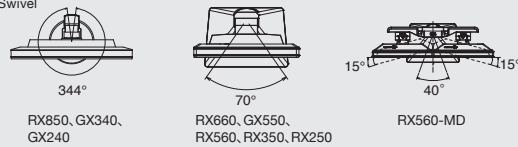
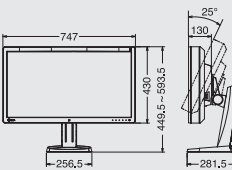
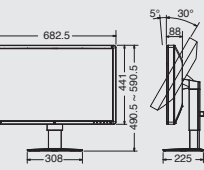
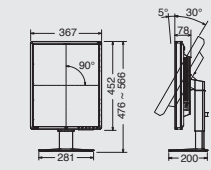
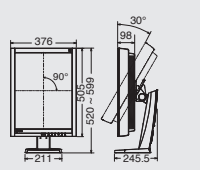
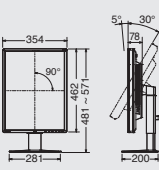
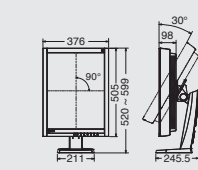
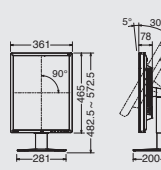
Manageable Number of PCs / Monitors	RadiNET Pro: 1000 PCs / 8000 Monitors Maximum RadiNET Pro Starter Edition: 20 Monitors Maximum
Administrator PC Browser	Microsoft Windows Internet Explorer 11.0 / 10.0 / 9.0 Google Chrome 48.0 Microsoft Edge 25.1
Administrator PC Resolution	1280 x 1024 Minimum
Server PC Operating Systems	Windows Server 2012 R2 Standard Windows Server 2008 R2 Standard Edition SP1 Windows Server 2008 Standard Edition SP2 Windows 10 SP1 64-bit Windows 7 SP1 64-bit
Server PC Database	SQL Server Standard / Express Edition 2014 SP1 SQL Server Standard / Express Edition 2012 SP1 SQL Server Standard / Workgroup / Express Edition 2008 R2 SP1 SQL Server Standard / Workgroup / Express Edition 2008 SP2
Server PC Hard Disk Drive	150 GB Minimum
Server PC Memory	4 GB Minimum
Languages	English, German, Japanese, Chinese, French

**10 Monitor Access License**  
for RadiNET Pro Starter Edition

Monitor Access License must be purchased for every 10 additional monitors when using RadiNET Pro Starter Edition.



Specifications

										
		 RadiForce RX850	 RadiForce RX660	 RadiForce GX550	 RadiForce RX560-MD	 RadiForce RX560	 RadiForce GX340	 RadiForce RX350	 RadiForce GX240	 RadiForce RX250
Model Variations		RX850: Anti-Glare coating RX850-AR: Anti-Reflection coating	RX660: Anti-Glare coating RX660-AR: Anti-Reflection coating	GX550: Anti-Glare coating GX550-P: Anti-Glare coating, paring GX550-AR: Anti-Reflection coating GX550-AR-P: Anti-Reflection coating, paring	RX560-MD: Anti-Glare coating, two screens, dual stand RX560-AR-MD: Anti-Reflection coating, two screens, dual stand RX560: Anti-Glare coating, one screen RX560-AR: Anti-Reflection coating, one screen		GX340-CL: Clear Base GX340-CL-P: Pairing	RX350: Anti-Glare coating RX350-AR: Anti-Reflection coating	GX240-CL: Clear Base GX240-CL-P: Pairing	RX250: Anti-Glare coating RX250-AR: Anti-Reflection coating
Panel	Type	Color (IPS)	Color (IPS)	Monochrome (IPS)	Color (IPS)		Monochrome (IPS)	Color (IPS)	Monochrome (IPS)	Color (IPS)
	Backlight	LED	LED	LED	LED		LED	LED	LED	LED
	Size	79 cm / 31.1"	76 cm / 30.0"	54.1 cm / 21.3"	54.1 cm / 21.3"		54 cm / 21.3"	54.1 cm / 21.3"	54 cm / 21.3"	54 cm / 21.3"
	Native Resolution	4096 x 2160 (17:9 aspect ratio)	3280 x 2048 (16:10 aspect ratio)	2048 x 2560 (4:5 aspect ratio)	2048 x 2560 (4:5 aspect ratio)		1536 x 2048 (3:4 aspect ratio)	1536 x 2048 (3:4 aspect ratio)	1200 x 1600 (3:4 aspect ratio)	1200 x 1600 (3:4 aspect ratio)
	Viewable Image Size (H x V)	697.9 x 368.0 mm	645.5 x 403.0 mm	337.9 x 422.4 mm	337.9 x 422.4 mm		324.8 x 433.1 mm	324.9 x 433.2 mm	324.0 x 432.0 mm	324.0 x 432.0 mm
	Pixel Pitch	0.1704 x 0.1704 mm	0.1968 x 0.1968 mm	0.165 x 0.165 mm	0.165 x 0.165 mm		0.2115 x 0.2115 mm	0.2115 x 0.2115 mm	0.270 x 0.270 mm	0.270 x 0.270 mm
	Grayscale Tones / Display Colors	10-bit colors (DisplayPort): 1.07 billion (maximum) colors 8-bit colors: 16.77 million from a palette of 68 billion colors	10-bit colors (DisplayPort): 1.07 billion (maximum) colors 8-bit colors: 16.77 million from a palette of 68 billion colors	10-bit (DisplayPort): 1024 from a palette of 16369 tones 8-bit: 256 from a palette of 16369 tones	10-bit colors (DisplayPort): 1.07 billion (maximum) colors 8-bit colors: 16.77 million from a palette of 68 billion colors		10-bit (DisplayPort): 1024 from a palette of 16369 tones 8-bit: 256 from a palette of 16369 tones	10-bit colors (DisplayPort): 1.07 billion (maximum) colors 8-bit colors: 16.77 million from a palette of 68 billion colors	10-bit (DisplayPort): 1024 from a palette of 16369 tones 8-bit: 256 from a palette of 16369 tones	10-bit colors (DisplayPort): 1.07 billion (maximum) colors 8-bit colors: 16.77 million from a palette of 68 billion colors
	Viewing Angles (H / V, typical)	178° / 178°	176° / 176°	178° / 178°	178° / 178°		176° / 176°	178° / 178°	176° / 176°	178° / 178°
	Brightness (typical)	850 cd/m <sup>2</sup>	1000 cd/m <sup>2</sup>	2000 cd/m <sup>2</sup>	1100 cd/m <sup>2</sup>		1200 cd/m <sup>2</sup>	1000 cd/m <sup>2</sup>	1200 cd/m <sup>2</sup>	800 cd/m <sup>2</sup>
	Recommended Brightness for Calibration	500 cd/m <sup>2</sup>	500 cd/m <sup>2</sup>	600 cd/m <sup>2</sup>	500 cd/m <sup>2</sup>		500 cd/m <sup>2</sup>	500 cd/m <sup>2</sup>	500 cd/m <sup>2</sup>	400 cd/m <sup>2</sup>
	Contrast Ratio (typical)	1450:1	1500:1	1500:1	1500:1		1400:1	1500:1	1400:1	1400:1
	Response Time (typical)	20 ms (on / off)	25 ms (on / off)	25 ms (on / off)	12 ms (on / off)		40 ms (on / off)	25 ms (on / off)	40 ms (on / off)	20 ms (on / off)
Video Signals	Input Terminals	DVI-D (dual link) x 2, DisplayPort x 2 (two inputs are required)	DVI-D (dual link) x 1, DisplayPort x 2	DVI-D (dual link) x 1, DisplayPort x 1	DVI-D (dual link) x 1, DisplayPort x 1		DVI-D (dual link) x 1, DisplayPort x 1	DVI-D (dual link) x 1, DisplayPort x 1	DVI-D x 1, DisplayPort x 1	DVI-D x 1, DisplayPort x 1
	Output Terminals	—	DisplayPort x 1 (daisy chain)	DisplayPort x 1 (daisy chain)	DisplayPort x 1 (daisy chain)		—	DisplayPort x 1 (daisy chain)	—	DisplayPort x 1 (daisy chain)
	Digital Scanning Frequency (H / V)	31 - 140 kHz / 59 - 61 Hz Frame synchronous mode: 29.5 - 30.5 Hz, 59 - 61 Hz	31 - 127 kHz / 22 - 61 Hz Frame synchronous mode: 29.5 - 30.5 Hz, 59 - 61 Hz	31 - 135 kHz / 23 - 61 Hz Frame synchronous mode: 23.5 - 25.5 Hz, 47 - 51 Hz	31 - 135 kHz / 23 - 61 Hz Frame synchronous mode: 23.5 - 25.5 Hz, 47 - 51 Hz		31 - 127 kHz / 29 - 61.5 Hz Frame synchronous mode: 29.5 - 30.5 Hz, 59 - 61 Hz	31 - 127 kHz / 29 - 61.5 Hz Frame synchronous mode: 29.5 - 30.5 Hz, 59 - 61 Hz	31 - 100 kHz / 59 - 61 Hz Frame synchronous mode: 59 - 61 Hz	31 - 100 kHz / 59 - 61 Hz Frame synchronous mode: 59 - 61 Hz
USB	Function	1 upstream, 2 downstream	2 upstream, 3 downstream	1 upstream, 2 downstream	1 upstream, 2 downstream		1 upstream, 2 downstream	1 upstream, 2 downstream	1 upstream, 2 downstream	1 upstream, 2 downstream
	Standard	USB 2.0	USB 2.0	USB 2.0	USB 2.0		USB 2.0	USB 2.0	USB 2.0	USB 2.0
Power	Power Requirements	AC 100 - 120 V, 200 - 240 V: 50 / 60 Hz	AC 100 - 240 V: 50 / 60 Hz	AC 100 - 240 V: 50 / 60 Hz	AC 100 - 240 V: 50 / 60 Hz		AC 100 - 120 V, 200 - 240 V: 50 / 60 Hz	AC 100 - 240 V: 50 / 60 Hz	AC 100 - 120 V, 200 - 240 V: 50 / 60 Hz	AC 100 - 240 V: 50 / 60 Hz
	Maximum Power Consumption	227 W	190 W	95 W	87 W		90 W	89 W	76 W	79 W
	Typical Power Consumption	111 W	93 W	40 W	43 W		36 W	46 W	29 W	38 W
	Power Save Mode	Less than 6 W	Less than 1.6 W	Less than 1 W	Less than 1 W		Less than 1.6 W	Less than 1 W	Less than 1.6 W	Less than 1 W
	Power Management	DVI DMPM, DisplayPort 1.1a	DVI DMPM, DisplayPort 1.2a	DVI DMPM, DisplayPort 1.2a	DVI DMPM, DisplayPort 1.2a		DVI DMPM, DisplayPort 1.1a	DVI DMPM, DisplayPort 1.2a	DVI DMPM, DisplayPort 1.1a	DVI DMPM, DisplayPort 1.2a
Sensor		Backlight Sensor, Integrated Front Sensor, Presence Sensor, Ambient Light Sensor	Backlight Sensor, Integrated Front Sensor, Presence Sensor, Ambient Light Sensor	Backlight Sensor, Integrated Front Sensor, Presence Sensor, Ambient Light Sensor	Backlight Sensor, Integrated Front Sensor, Presence Sensor, Ambient Light Sensor		Backlight Sensor, Integrated Front Sensor, Presence Sensor, Ambient Light Sensor	Backlight Sensor, Integrated Front Sensor, Presence Sensor, Ambient Light Sensor	Backlight Sensor, Integrated Front Sensor, Presence Sensor, Ambient Light Sensor	Backlight Sensor, Integrated Front Sensor, Presence Sensor, Ambient Light Sensor
Features & Functions	Brightness Stabilization	Yes	Yes	Yes	Yes		Yes	Yes	Yes	Yes
	Digital Uniformity Equalizer	Yes	Yes	Yes	Yes		Yes	Yes	Yes	Yes
	Preset Modes	CAL Switch	CAL Switch	CAL Switch	CAL Switch		CAL Switch	CAL Switch	CAL Switch	CAL Switch
	OSD Languages	English, German, French, Italian, Japanese, Simplified Chinese, Spanish, Swedish, Traditional Chinese	English, German, French, Italian, Japanese, Simplified Chinese, Spanish, Swedish, Traditional Chinese	English, German, French, Italian, Japanese, Simplified Chinese, Spanish, Swedish, Traditional Chinese	English, German, French, Italian, Japanese, Simplified Chinese, Spanish, Swedish, Traditional Chinese		English, German, French, Italian, Japanese, Simplified Chinese, Spanish, Swedish, Traditional Chinese	English, German, French, Italian, Japanese, Simplified Chinese, Spanish, Swedish, Traditional Chinese	English, German, French, Italian, Japanese, Simplified Chinese, Spanish, Swedish, Traditional Chinese	English, German, French, Italian, Japanese, Simplified Chinese, Spanish, Swedish, Traditional Chinese
Physical Specifications	Net Weight	22.4 kg (AC adapter included)	14.2 kg	8.1 kg	RX560-MD, RX560-AR-MD: 17.3 kg RX560, RX560-AR: 8.1 kg		10.2 kg	8.1 kg	10.2 kg	8.2 kg
	Net Weight (Without Stand)	15.8 kg	10.1 kg	5.3 kg	5.3 kg		7.5 kg	5.3 kg	7.5 kg	5.4 kg
	Hole Spacing (VESA Standard)	100 x 100 mm	100 x 100 mm	100 x 100 mm	100 x 100 mm		100 x 100 mm	100 x 100 mm	100 x 100 mm	100 x 100 mm
Certifications & Standards <sup>1</sup>		CE (Medical Device Directive), EN60601-1, ANSI/AAMI ES60601-1, CSA C22.2 No. 601-1, IEC60601-1, VCCI-B, FCC-B, CAN ICES-3(B), RCM, RoHS, China RoHS, WEEE, CCC, EAC	CE (Medical Device Directive), EN60601-1, ANSI/AAMI ES60601-1, CSA C22.2 No. 601-1, IEC60601-1, VCCI-B, FCC-B, CAN ICES-3(B), RCM, RoHS, China RoHS, WEEE, CCC, EAC	CE (Medical Device Directive), EN60601-1, ANSI/AAMI ES60601-1, CSA C22.2 No. 601-1, IEC60601-1, VCCI-B, FCC-B, CAN ICES-3(B), RCM, RoHS, China RoHS, WEEE, CCC, EAC	RX560, RX560-AR: CE (Medical Device Directive), EN60601-1, ANSI/AAMI ES60601-1, CSA C22.2 No. 601-1, IEC60601-1, VCCI-B, FCC-B, CAN ICES-3(B), RCM, RoHS, China RoHS, WEEE, CCC, EAC		CE (Medical Device Directive), EN60601-1, ANSI/AAMI ES60601-1, CSA C22.2 No. 601-1, IEC60601-1, VCCI-B, FCC-B, CAN ICES-3(B), RCM, RoHS, China RoHS, WEEE, CCC, EAC	CE (Medical Device Directive), EN60601-1, ANSI/AAMI ES60601-1, CSA C22.2 No. 601-1, IEC60601-1, VCCI-B, FCC-B, CAN ICES-3(B), RCM, RoHS, China RoHS, WEEE, CCC, EAC	CE (Medical Device Directive), EN60601-1, ANSI/AAMI ES60601-1, CSA C22.2 No. 601-1, IEC60601-1, VCCI-B, FCC-B, CAN ICES-3(B), RCM, RoHS, China RoHS, WEEE, CCC, EAC	CE (Medical Device Directive), EN60601-1, ANSI/AAMI ES60601-1, CSA C22.2 No. 601-1, IEC60601-1, VCCI-B, FCC-B, CAN ICES-3(B), RCM, RoHS, China RoHS, WEEE, CCC, EAC
FDA <sup>1, 2, 3</sup>		510(k) Clearance for Breast Tomosynthesis, Mammography, and General Radiography	510(k) Clearance for General Radiography	510(k) Clearance for Breast Tomosynthesis, Mammography, and General Radiography	510(k) Clearance for Breast Tomosynthesis, Mammography, and General Radiography		510(k) Clearance for General Radiography	510(k) Clearance for General Radiography	510(k) Clearance for General Radiography	510(k) Clearance for General Radiography
Dedicated Software		Monitor Quality Control Software RadiCS	Supported	Supported	Supported		Supported	Supported	Supported	Supported
Supplied Accessories <sup>4</sup>		AC power cord, AC adapter, signal cables (DVI-D - DVI-D [dual link supported]) x 2, DisplayPort - DisplayPort x 2), USB cable, holder for power cord, Utility Disk (RadiCS LE, PDF instructions for use, PDF installation manual), instructions for use	AC power cord, signal cables (DVI-D - DVI-D [dual link supported], DisplayPort - DisplayPort x 2, short DisplayPort - DisplayPort), USB cable x 2, cable cover, Utility Disk (RadiCS LE, PDF installation manual), instructions for use	AC power cord, signal cables (DVI-D - DVI-D [dual link supported], DisplayPort - DisplayPort x 2, short DisplayPort - DisplayPort), USB cable, Utility Disk (RadiCS LE, PDF instructions for use, PDF installation manual), instructions for use	RX560-MD, RX560-AR-MD: AC power cords x 2, signal cables (DVI-D - DVI-D [dual link supported]) x 2, DisplayPort - DisplayPort x 2, short DisplayPort - DisplayPort, USB cables x 2, Utility Disk (RadiCS LE, PDF installation manual), instructions for use  RX560, RX560-AR: AC power cord, signal cables (DVI-D - DVI-D [dual link supported], DisplayPort - DisplayPort), USB cable, Utility Disk (RadiCS LE, PDF installation manual), instructions for use		AC power cord, signal cables (DVI-D - DVI-D [dual link supported], DisplayPort - DisplayPort), USB cable, Utility Disk (RadiCS LE, user's manual)	AC power cord, signal cables (DVI-D - DVI-D [dual link supported], DisplayPort - DisplayPort), USB cable, Utility Disk (RadiCS LE, user's manual)	AC power cord, signal cables (DVI-D - DVI-D [dual link supported], DisplayPort - DisplayPort), USB cable, Utility Disk (RadiCS LE, user's manual)	AC power cord, signal cables (DVI-D - DVI-D [dual link supported], DisplayPort - DisplayPort), USB cable, Utility Disk (RadiCS LE, PDF instructions for use, PDF installation manual), instructions for use
Warranty		Five Years	Five Years	Five Years	Five Years		Five Years	Five Years	Five Years	Five Years
Dimensions (Unit: mm)										

<sup>1</sup> Please contact the EIZO group company or distributor in your country for the latest information.  
<sup>2</sup> Use FDA 510(k) Clearance monitor for diagnosis.  
<sup>3</sup> General radiography clearance models does not support display of mammography images for diagnosis.  
<sup>4</sup> May vary by country. Please contact EIZO for details.



Specifications



Model Variations		—	—	—	—	With Reclining Stand, Without Stand
Cabinet Color		Black	Black	Black	Black	Gray, Black
Panel	Type	Color (IPS)	Color (IPS)	Color (IPS)	Color (VA)	Color (IPS)
	Backlight	LED	LED	LED	LED	LED
	Size	79 cm / 31.1"	61 cm / 24.1"	54 cm / 21.3"	48 cm / 19.0"	58 cm / 23.0"
	Native Resolution	4096 x 2160 (17:9 aspect ratio)	1920 x 1200 (16:10 aspect ratio)	1200 x 1600 (3:4 aspect ratio)	1280 x 1024 (5:4 aspect ratio)	1920 x 1080 (16:9 aspect ratio)
	Viewable Image Size (H x V)	697.9 x 368.0 mm	518.4 x 324.0 mm	324.0 x 432.0 mm	376.3 x 301.0 mm	509.2 x 286.4 mm
	Pixel Pitch	0.1704 x 0.1704 mm	0.270 x 0.270 mm	0.270 x 0.270 mm	0.294 x 0.294 mm	0.265 x 0.265 mm
	Display Colors	10-bit colors (DisplayPort): 1.07 billion (maximum) colors 8-bit colors: 16.77 million from a palette of 68 billion colors	10-bit colors (DisplayPort): 1.07 billion (maximum) colors 8-bit colors: 16.77 million from a palette of 68 billion colors	10-bit colors (DisplayPort): 1.07 billion (maximum) colors 8-bit colors: 16.77 million from a palette of 68 billion colors	8-bit colors: 16.77 million from a palette of 8.50 billion colors	8-bit colors: 16.77 million from a palette of 1.06 billion colors
	Viewing Angles (H / V, typical)	178° / 178°	178° / 178°	178° / 178°	178° / 178°	178° / 178°
	Brightness (typical)	450 cd/m <sup>2</sup>	350 cd/m <sup>2</sup>	420 cd/m <sup>2</sup>	300 cd/m <sup>2</sup>	260 cd/m <sup>2</sup>
	Contrast Ratio (typical)	1300:1	1000:1	1500:1	2000:1	1000:1
	Response Time (typical)	20 ms (on / off)	12 ms (on / off)	20 ms (on / off)	20 ms (on / off)	11 ms (midtone)
Touch Panel	Type	—	—	—	—	Projected Capacitive
	Communication Protocol	—	—	—	—	USB
	Surface Hardness	—	—	—	—	5 H
	Compatible OS	—	—	—	—	Windows 10 (64-bit, 32-bit) / Windows 8.1 (64-bit, 32-bit) / Windows 7 (64-bit, 32-bit)
Video Signals	Input Terminals	DVI-D (dual link) x 1, DisplayPort x 2	DVI-I x 1, DisplayPort x 1	DVI-I x 1, DisplayPort x 1	DVI-D x 1, D-Sub mini 15 pin x 1	DVI-D x 1, DisplayPort x 1, D-Sub mini 15 pin x 1
	Output Terminals	DisplayPort x 1 (daisy chain)	—	—	—	—
	Digital Scanning Frequency (H / V)	31 - 134 kHz / 14 - 61 Hz Frame synchronous mode: 29.5 - 30.5 Hz, 59 - 61 Hz	31 - 76 kHz / 59 - 61 Hz	31 - 100 kHz / 59 - 61 Hz	31 - 64 kHz / 59 - 61 Hz	DVI: 31 - 64 kHz / 59 - 61 Hz (VGA Text: 69 - 71 Hz) DisplayPort: 31 - 68 kHz / 59 - 61 Hz (VGA Text: 69 - 71 Hz)
	Analog Scanning Frequency (H / V)	—	26 - 76 kHz / 49 - 71 Hz	26 - 100 kHz / 49 - 76 Hz	24.8 - 80 kHz / 50 - 75 Hz	31 - 81 kHz / 55 - 76 Hz
	Sync Formats	—	Separate	Separate, Composite	Separate	Separate
USB	Function	2 upstream, 3 downstream	1 upstream, 2 downstream	1 upstream, 2 downstream	1 upstream	1 port for touch panel control, 2 downstream
	Standard	USB 2.0	USB 2.0	USB 2.0	USB 2.0	USB 2.0
Power	Power Requirements	AC 100 - 240 V: 50 / 60 Hz	AC 100 - 240 V: 50 / 60 Hz	AC 100 - 120 V, 200 - 240 V: 50 / 60 Hz	AC 100 - 120 V, 200 - 240 V: 50 / 60 Hz	AC 100 - 240 V: 50 / 60 Hz
	Maximum Power Consumption	125 W	68 W	48 W	41 W	42 W
	Typical Power Consumption	67 W	31 W	19 W	19 W	19 W
	Power Save Mode	Less than 1.6 W	Less than 0.5 W	Less than 0.5 W	Less than 0.8 W	Less than 0.7 W
Power Management	DVI DMPM, DisplayPort 1.2a	Digital: DVI DMPM, DisplayPort 1.1a Analog: VESA DPM	Digital: DVI DMPM, DisplayPort 1.1a Analog: VESA DPM	Digital: DVI DMPM Analog: VESA DPM	Digital: DVI DMPM, DisplayPort 1.1a Analog: VESA DPM	
Sensor		Backlight Sensor, Integrated Front Sensor, Presence Sensor, Ambient Light Sensor	Backlight Sensor	Backlight Sensor, Integrated Front Sensor, Presence Sensor	Backlight Sensor	—
Features & Functions	Brightness Stabilization	Yes	Yes	Yes	Yes	—
	Digital Uniformity Equalizer	Yes	Yes	Yes	—	—
	Preset Modes	CAL Switch	CAL Switch	CAL Switch	CAL Switch	Color Mode (User1, User2, sRGB, DICOM)
	OSD Languages	English, German, French, Italian, Japanese, Simplified Chinese, Spanish, Swedish, Traditional Chinese	English, German, French, Italian, Japanese, Simplified Chinese, Spanish, Swedish, Traditional Chinese	English, German, French, Italian, Japanese, Simplified Chinese, Spanish, Swedish, Traditional Chinese	English, German, French, Italian, Japanese, Simplified Chinese, Spanish, Swedish, Traditional Chinese	English, German, French, Italian, Japanese, Simplified Chinese, Spanish, Swedish, Traditional Chinese
Physical Specifications	Net Weight	11.7 kg	8.7 kg	8.0 kg	6.2 kg	6.6 kg
	Net Weight (Without Stand)	7.5 kg	6.0 kg	5.4 kg	4.4 kg	6.0 kg
	Hole Spacing (VESA Standard)	100 x 100 mm	100 x 100 mm	100 x 100 mm	100 x 100 mm	100 x 100 mm
Certifications & Standards <sup>1</sup>		CE (Medical Device Directive), EN60601-1, ANSI/AAMI ES60601-1, CSA C22.2 No. 601-1, IEC60601-1, VCCI-B, FCC-B, CAN ICES-3 (B), RCM, RoHS, China RoHS, WEEE, CCC, EAC	CE (Medical Device Directive), EN60601-1, ANSI/AAMI ES60601-1, CSA C22.2 No. 601-1, IEC60601-1, VCCI-B, FCC-B, CAN ICES-3(B), RCM, RoHS, China RoHS, WEEE, CCC, EAC	CE (Medical Device Directive), EN60601-1, ANSI/AAMI ES60601-1, CSA C22.2 No. 601-1, IEC60601-1, VCCI-B, FCC-B, CAN ICES-3(B), RCM, RoHS, China RoHS, WEEE, CCC, EAC	CE (Medical Device Directive), EN60601-1, ANSI/AAMI ES60601-1, CSA C22.2 No. 601-1, IEC60601-1, VCCI-B, FCC-B, CAN ICES-3(B), RCM, RoHS, China RoHS, WEEE, CCC, EAC	CE (Medical Device Directive), EN60601-1, ANSI/AAMI ES60601-1, CSA C22.2 No. 601-1, IEC60601-1, VCCI-B, FCC-B, CAN ICES-3 (B), RCM, RoHS, China RoHS, WEEE, CCC, EAC
FDA <sup>1, 2, 3</sup>		510(k) Clearance for General Radiography	510(k) Clearance for General Radiography	510(k) Clearance for General Radiography	—	—
Dedicated Software		Monitor Quality Control Software RadiCS	Supported	Supported	Supported	—
Supplied Accessories <sup>4</sup>		AC power cord, signal cables (DVI-D - DVI-D [dual link supported], DisplayPort - DisplayPort x 2, short DisplayPort - DisplayPort), USB cable x 2, Utility Disk (RadiCS LE, PDF installation manual), instructions for use	AC power cord, signal cables (DVI-D - DVI-D, DisplayPort - DisplayPort), USB cable, Utility Disk (RadiCS LE, PDF instructions for use, PDF installation manual), instructions for use	AC power cord, signal cables (DVI-D - DVI-D, DisplayPort - DisplayPort), USB cable, Utility Disk (RadiCS LE, user's manual)	AC power cord, signal cable (DVI-D - DVI-D), USB cable, Utility Disk (RadiCS LE, PDF instructions for use, PDF installation manual), instructions for use	AC power cord, signal cables (DVI-D - DVI-D, DisplayPort - DisplayPort), USB cable, audio cable, touch pen, holder for touch pen, Utility Disk (user's manual, touch panel driver, TPOffset), cleaning cloth, Mask sheet
Warranty		Five Years	Five Years	Five Years	Five Years	Three Years
Dimensions (Unit: mm)		<div><div><div>Swivel</div><div><div>MX315W</div></div><div><div>MX242W, MX215</div></div><div><div>MX191</div></div></div><div><div><div>733</div><div>408</div><div>308</div><div>225</div><div>474</div><div>30°</div></div><div><div>575</div><div>485</div><div>245</div><div>245</div><div>409</div><div>25°</div></div><div><div>360</div><div>485</div><div>211</div><div>245.5</div><div>505</div><div>30°</div></div><div><div>405</div><div>334</div><div>320</div><div>205</div><div>406.5</div><div>30°</div></div><div><div>556.7</div><div>390.7</div><div>216.3</div><div>353.9</div><div>15°</div></div></div><div>Swivel not supported with MS236WT.</div></div>				

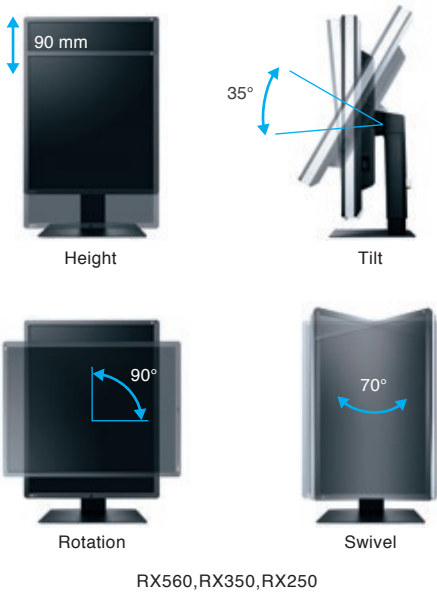
Rest Assured with Medical Qualifications

The monitors meet the strictest medical, safety, and EMC emission standards.

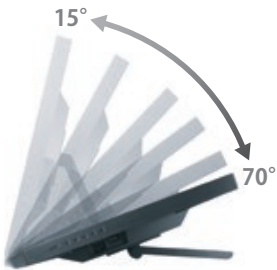


Improve Operability

EIZO's highly versatile stand offers tilt, swivel, and a wide height adjustment range, enabling you to use the monitor with greater comfort.



MS236WT comes with stands that let you tilt the monitor back for easy touch pen use.



<sup>1</sup> Please contact the EIZO group company or distributor in your country for the latest information.  
<sup>2</sup> Use FDA 510(k) Clearance monitor for diagnosis.  
<sup>3</sup> General radiography clearance models does not support display of mammography images for diagnosis.  
<sup>4</sup> May vary by country. Please contact EIZO for details.



Graphics Boards

To get the most out of the extraordinary capabilities of our high-definition RadiForce monitors, we recommend that you use them with one of EIZO's dedicated graphics boards. Each board is used to specifically support RadiForce medical monitor solutions and achieves the native resolution and high performance required for making precise diagnoses.

	MED-XN91	MED-XN71	MED-XN51LP	MED-XN31LP
Bus Interface	PCI-Express x16	PCI-Express x16	PCI-Express x16	PCI-Express x16
Compatible OS	Windows 10, 8.1, 7	Windows 10, 8.1, 7	Windows 10, 8.1, 7	Windows 10, 8.1, 7
Memory	8 GB	5 GB	4 GB	2 GB
Display Grayscale Tones / Colors	10-bit, 8-bit	10-bit, 8-bit	10-bit, 8-bit	10-bit, 8-bit
Output Terminals	DisplayPort x 4 (Daisy chain supported), DisplayPort - DVI-D cable x 1	DisplayPort x 4 (Daisy chain supported), DisplayPort - DVI-D cable x 1	Mini DisplayPort x 4 (Daisy chain supported), Mini DisplayPort - DVI-D cable x 1, Mini DisplayPort - DisplayPort cable x 2	Mini DisplayPort x 3 (Daisy chain supported), Mini DisplayPort - DVI-D cable x 1, Mini DisplayPort - DisplayPort cable x 2
Maximum Connected Monitors	Four Monitors	Four Monitors	Four Monitors	Four Monitors
Maximum Power Consumption	105 W	75 W	47 W	30 W
Slot (s)	1	1	1	1
Chassis	Standard	Standard	Standard & Low-Profile	Standard & Low-Profile
Dimensions (W x H)	241.3 x 111.2 mm	200.7 x 111.2 mm	153.9 x 68.9 mm	153.9 x 68.9 mm
RX850	Recommended	Yes	Yes	Yes
RX660	Recommended	Yes	Yes	Yes
GX550	Recommended	Yes	Yes	Yes
RX560	Recommended	Yes	Yes	Yes
GX340	Yes	Recommended	Yes	Yes
RX350	Yes	Recommended	Yes	Yes
GX240	Yes	Yes	Recommended	Yes
RX250	Yes	Yes	Recommended	Yes
MX315W	Yes	Yes	Recommended	Yes
MX242W	Yes	Yes	Yes	Recommended
MX215	Yes	Yes	Yes	Recommended
MX191	Yes	Yes	Yes	Recommended
MX236WT	Yes	Yes	Yes	Recommended

Graphics board compatibility is subject to change without notice. Please check EIZO website for updates.

Accessory

Comfort Light for Reading Rooms

RadiLight™



The brightness can be adjusted to 10 different levels.

Cabinet Color	Black
Power Requirements	USB power
Weight	370 g
Dimensions (W x H x D)	184 x 185.5 x 15.7 mm
Certifications & Standards	CE, IEC60950-1, CSA C22.2 No. 60950-1, VCCI-B, FCC-B, CAN ICES-3(B), RCM, RoHS, China RoHS, WEEE, EAC
Supplied Accessories	dedicated cable, user's manual, mounting bracket, spacers, screws
Warranty	Three years

Care for the Radiologist's Eyes

Relief with Gentle Light

RadiLight attaches to the back of RadiForce monitors and shines a light on the wall behind it. This eases the amount of concentrated light traveling to the radiologist's eyes for reducing eyestrain while not impacting the reading room's overall ambient lighting or visibility of the images on the screen.

Flicker-Free

RadiLight is a flicker-free lighting solution that reduces eyestrain.



Spotlight

RadiLight Focus allows you to check or read printed documents or see your keyboard and other tools.



Easily Attachable

RadiLight easily attaches to the back of the monitor stand so it does not take up desk space.

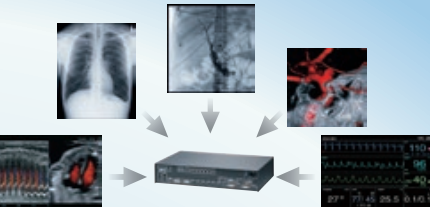


Innovative Technology

Visibility-Enhancing Technology



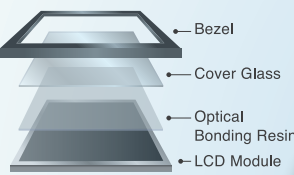
Video Management Solutions



IP Decoding Monitors



In-House Optical Bonding



Integrated Approach

45+ years of expertise



Visual Technology Company

Global Reach



Air Traffic Control



Maritime / Security & Surveillance



Healthcare



Home Entertainment



ColorEdge Graphics



Business Enterprise



Manufacturing



Quality Control



Customization



## **EIZO** Corporation

153 Shimokashiwano, Hakusan, Ishikawa 924-8566 Japan

Phone +81-76-277-6792 Fax +81-76-277-6793

[www.eizoglobal.com](http://www.eizoglobal.com)

All product names are trademarks or registered trademarks of their respective companies.  
EIZO, EIZO Logo, RadiForce, RadiCS, RadiNET, CuratOR, FlexScan, ColorEdge,  
DuraVision, FORIS, and Raptor are registered trademarks of EIZO Corporation.  
RadiLight and Re/Vue are trademarks of EIZO Corporation.  
DICOM is the registered trademark of the National Electrical Manufacturers Association  
for its standards publications relating to digital communications of medical information.  
Specifications are subject to change without notice.

Copyright © 2017 EIZO Corporation. All rights reserved.  
11, 2017 (171001B)