

5 megapixel monochrome monitor with a thin bezel design for comfortable breast image viewing.

Work-and-Flow

Evolve Your Image Reading

As more image modalities become digitalized, radiologists are viewing an increasing amount of information on their screens. EIZO's unique Work-and-Flow technology alleviates the complexity of the imaging workflow with new functions developed with the radiologist in mind. Users can take advantage of Work-and-Flow functions with the RadiForce monitor and bundled RadiCS LE software.


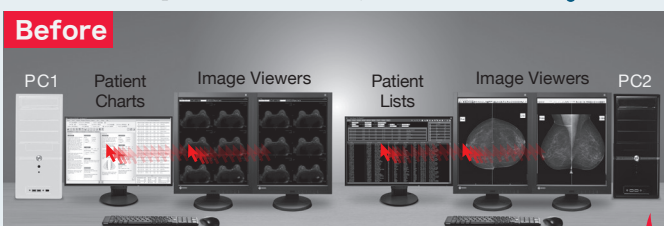
Barrier-Free Workstyle

With the Switch-and-Go function, you can operate two different workstations at the same time with a single mouse and keyboard. Work across several monitors by moving the cursor from one screen to the other or switch the signals between workstations as needed without having to change your mouse or keyboard each time. This makes it possible to reduce the number of monitors in the workflow and improves work efficiency.



Quick and Easy Focus

With the Point-and-Focus function, you can quickly select and focus areas of your concern with just your mouse and keyboard. Change the brightness and grayscale tones of certain points on the screen to make interpretation easier.

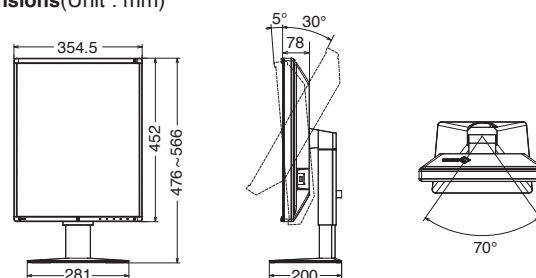


RadiForce® GX560

Specifications

Model Variations		GX560: Anti-Glare coating GX560-AR: Anti-Reflection coating
Cabinet Color		Black
Panel	Type	Monochrome (IPS)
	Backlight	LED
	Size	54.1 cm / 21.3"
	Native Resolution	2048 x 2560 (4:5 aspect ratio)
	Viewable Image Size (H x V)	337.9 x 422.4 mm
	Pixel Pitch	0.165 x 0.165 mm
	Grayscale Tones	10-bit (DisplayPort) : 1,024 from a palette of 16,369 tones 8-bit: 256 from a palette of 16,369 tones
	Viewing Angles (H / V, typical)	178° / 178°
	Brightness (typical)	2,500 cd/m ²
	Recommended Brightness for Calibration	1,000 cd/m ² , 600 cd/m ²
Video Signals	Contrast Ratio (typical)	1700:1
	Response Time (typical)	12 ms (on / off)
	Input Terminals	DVI-D (dual link) x 1, DisplayPort x 2
	Output Terminals	DisplayPort x 1 (daisy chain)
USB	Digital Scanning Frequency (H / V)	31 - 135 kHz / 23 - 61 Hz Frame synchronous mode: 23.5 - 25.5 Hz, 47 - 51 Hz
	Function	2 upstream, 2 downstream
Power	Standard	USB 2.0
	Power Requirements	AC 100 - 240 V: 50 / 60 Hz
Sensor	Maximum Power Consumption	79 W
	Typical Power Consumption	28 W
	Power Save Mode	1 W or less
Sensor		Backlight Sensor, Integrated Front Sensor, Presence Sensor, Ambient Light Sensor
Features & Functions	Brightness Stabilization	Yes
	Digital Uniformity Equalizer	Yes
	Preset Modes	CAL Switch
	OSD Languages	English, German, French, Italian, Japanese, Simplified Chinese, Spanish, Swedish, Traditional Chinese
Physical Specifications	Net Weight	8.0 kg
	Net Weight (Without Stand)	5.2 kg
	Hole Spacing (VESA Standard)	100 x 100 mm
Certifications & Standards (Please contact EIZO for the latest information.)		CE (Medical Device Directive), EN60601-1, ANSI/AAMI ES60601-1, CSA C22.2 No. 601-1, IEC60601-1, VCCI-B, FCC-B, CAN ICES-3 (B), RCM, RoHS, China RoHS, WEEE, CCC, EAC
FDA		Pending 510(k) Clearance for Breast Tomosynthesis, Mammography, and General Radiography
Dedicated Software	Monitor Quality Control Software RadiCS	Supported
Supplied Accessories (May vary by country. Please contact EIZO for details.)		AC power cord, signal cables (DisplayPort - DisplayPort x 2), USB cables x 2, Utility Disk (RadiCS LE, PDF installation manual), instructions for use
Warranty		Five Years

Dimensions(Unit : mm)



View Mammography Images Clearly

5 megapixel monitors allow you to see smaller details that are essential in digital mammography. The high resolution retains important information to prevent decreased image quality and pixelation that occurs when viewing at a lower resolution.

Optimum Breast Screening Monitor

The GX560 adopts an LTPS (Low Temperature Polysilicon) panel, which allows the monitor to achieve a maximum brightness of 2,500 cd/m². If calibrated to the recommended brightness of 1,000 cd/m², EIZO guarantees 5 years of use.

Furthermore, it has a contrast ratio of 1700:1, displaying deep blacks and bright whites without any washout. This makes it suitable to use with breast tomosynthesis and mammography which require clear visibility.

High Definition Display with Smooth Transition

The monitor has a response time of 12 milliseconds, making it ideal for smoothly and continuously viewing tomographic images such as breast tomosynthesis, MRI and CT. In addition, with a pixel pitch of 0.165 mm and 10-bit (1,024 tones) simultaneous grayscale display, subtle density differences can be easily distinguished.

Achieve Clarity True to the Source Data

A medical monitor needs to be capable of high brightness in order to meet performance standards. However, in order to achieve high brightness in an LCD panel, the pixel aperture ratio has to be increased. This causes a typically unavoidable decline in sharpness. With EIZO's unique Sharpness Recovery technology, the decrease in sharpness (MTF) is restored. This allows you to display an image safely on the monitor that is true to the original source data, even at high brightness levels.

Hassle-Free Multi-Monitor Configuration

Using the DisplayPort connection, you can drive several monitors in a daisy chain sequence. This allows you to configure a multi-monitor setup without the complicated hassle of excessive cabling.

Make the Precise Diagnosis

EIZO carefully measures and sets each grayscale tone to create a monitor compliant with DICOM® Part 14. Furthermore, at start-up or upon wakeup, the EIZO patented drift correction function quickly stabilizes the brightness level and compensates the brightness fluctuations caused by the ambient temperature and the passage of time, allowing medical images to be faithfully reproduced with stable brightness and grayscale.

Manage Effortless Quality Control

With the RadiCS LE software (included) and Integrated Front Sensor (IFS) built into the front bezel, you can easily calibrate to DICOM Part 14 without having to mount, run, and remove an external sensor.

Simple calibration using the monitor backlight sensor is also supported.

EIZO Corporation

153 Shimokashiwano, Hakusan, Ishikawa 924-8566 Japan

Phone: +81-76-277-6792 Fax: +81-76-277-6793

www.eizoglobal.com

All product names are trademarks or registered trademarks of their respective companies. EIZO, EIZO Logo, RadiForce, and RadiCS are registered trademarks of EIZO Corporation. DICOM is the registered trademark of the National Electrical Manufacturers Association for its standards publications relating to digital communications of medical information. Specifications are subject to change without notice.